

Formerly known as BIL Continental Ltd.

Date: 21.11.2019

To
The Listing Department
BSE Limited
Phiroze Jeejeebhoy Towers
Dalal Street, Mumbai
Maharashtra-400001

SCRIP CODE: 530841

Sub: Outcome of Adjoined06/BM/2019-20 held on 21.11.2019.

Dear Sir/Ma'am

This is to inform you that Adjoined 06/2019-20 meeting of Board of Directors of the company was held on today, at the registered office of the company at G.T. Road, Kachhawan, Varanasi, U.P.- 221313 at 3.00 p.m. and concluded at 6:45 p.m. The Board considered and approved the following:


1. Approved the Unaudited Financial for the year quarter and half year ended 30th September, 2019, along with Limited Review Report thereon.
2. Noted the Compliance status with Listing and other legal requirements relating to Financial Statements for the quarter and half year ended 30th September, 2019.


Kindly take into your record and acknowledge the receipt.

Thanking you,

Yours faithfully:

FOR SHRI BHOLANATH CARPETS LIMITED


Vivek Baranwal
Director
DIN: 02076746
Place: Varanasi



Encl: Unaudited Financial Results for 30.09.2019 along with Limited review report.

Registered Office:
G. T. Road, Kachhawan, Varanasi-221313, Uttar Pradesh, India
Phone: +91-542-26 20 221 • Fax: +91-542-26 20 090
Email: info@bholanath.biz • Website: www.bholanath.biz

WE CARPET THE WORLD

CIN: L17226UP1973PLC003746

SHRI BHOLANATH CARPETS LIMITED
(CIN-L17226UP1973PLC003746)

Scrip Code: 530841

Regd. Office : G.T Road, Kachhawan, Varanasi-221313

Unaudited Financial Results for the Quarter and the half year ended 30th September 2019

PART I Particulars	(Rs. In Lakhs)					
	For the Quarter Ended			For the Half Year Ended		For the Year Ended
	30.09.2019 Unaudited	30.06.2019 Unaudited	30.09.2018 Unaudited	30.09.2019 Unaudited	30.09.2018 Unaudited	31.03.2019 Audited
1. Income from Operations	254.13	434.60	(372.26)	688.73	911.46	2,316.93
a) Net Sales/Income from Operations (Net of excise duty)						
(b) Other Operative Income	8.20	17.06	(15.00)	25.26	24.07	15.90
Total income from Operations (A+B)	262.33	451.66	(387.26)	713.99	935.53	2,332.82
2. Expenses:						
a) Changes in inventories of finished goods, work-in-progress and stock-in-trade	(36.88)	16.76	19.50	(20.12)	(23.77)	(54.09)
b) Purchase of stock-in-trade	167.05	305.99	(240.36)	473.04	670.91	1,761.39
c) Cost of Materials consumed	20.47	19.87	(99.22)	40.34	145.03	227.27
d) Finance Cost	29.01	27.07	(1.60)	56.08	3.26	52.30
e) Depreciation and amortisation expense	3.93	4.21	(5.48)	8.14	10.95	8.29
f) Employee benefits expense	8.28	2.04	(4.25)	10.32	11.02	29.93
g) Other Expenses	76.29	73.56	(52.86)	149.84	115.85	286.60
TOTAL EXPENSES	268.15	449.50	(384.27)	717.64	933.25	2,311.70
3. Profit from Operation before Other Income, finance costs & exceptional items (1-2)	(5.82)	2.16	(2.99)	(3.65)	2.28	21.12
4. Other Income	0.90	0.00	0.00	0.90	0.00	-
5. Profit from ordinary activities before finance costs and exceptional items (3-/+4)	(4.92)	2.16	(2.99)	(2.75)	2.28	21.12
7. Profit from ordinary activities after finance costs but before exceptional items (5-6)	(4.92)	2.16	(2.99)	(2.75)	2.28	21.12
8. Exceptional items	0.00	-	-	-	-	-
9. Profit/(loss) from ordinary activities before tax(7+8)	(4.92)	2.16	(2.99)	(2.75)	2.28	21.12
10. Tax expense	0.00	0.00	0.00	-	-	6.2600
11. Net Profit(+)/Loss(-) from ordinary activities after tax(9-10)	(4.92)	2.16	(2.99)	(2.75)	2.28	14.86
12. Extra ordinary items(net of tax expense)	0.00	0.00	0.00	0	0	0.1365259
13. Net profit(+)/loss(-) for the period(11-12)	(4.92)	2.16	(2.99)	(2.75)	2.28	14.9963
14. Other Comprehensive Income/(Loss)	-	-	-	-	-	-
Fair value changes of the equity instruments through OCI	-	-	-	-	-	-
Income tax relating to items that will not be re-classified to profit or loss	-	-	-	-	-	-
Items that will be re-classified Profit or loss	-	-	-	-	-	-
Income tax relating to items that will be re-classified to profit or loss	-	-	-	-	-	-
15. Total Comprehensive Income/(Loss) (13+14)	(4.92)	2.16	(2.99)	(2.75)	2.28	14.9963
14. Paid up equity share capital (face value of 10/- each)	480.00	480.00	480.00	480.00	480.00	480.00
15. Reserve Excluding Revaluation Reserve as per balance sheet of Previous accounting year	780.86	778.92	771.61	780.86	770.90	783.62
16. Earning Per Share (before extraordinary items)						
a) Basic	(0.10)	0.05	(0.06)	(0.06)	0.05	0.31
b) Diluted	(0.10)	0.05	(0.06)	(0.06)	0.05	0.31
17- Earnings Per Share (after extraordinary items)						
a) Basic	(0.10)	0.05	(0.06)	(0.06)	0.05	0.31
b) Diluted	(0.10)	0.05	(0.06)	(0.06)	0.05	0.31

Notes:


- The above Financial Results were reviewed and recommended by the Audit Committee meeting held on 14/11/2019 and approved by the Board of Directors at their adjourned Board Meeting held on 21/11/2019.
- The Statutory Auditors of the company have carried out a limited review of the result for the quarter and half year ended September 30, 2019. However, the management has exercised necessary due diligence to ensure that the standalone financial results provide true and fair view of its affairs.
- The figures for the previous periods / year are re-classified / re-arranged / re-grouped, wherever necessary, to confirm current period classification.
- The Company operates in single Business Segment i.e. Carpets. Hence Segment reporting under AS 17 is not applicable.
- This results and Limited Review Report is available on Company Website www.bholanath.biz as well as BSE Website i.e. www.bseindia.com
- Investor Complaint for the Quarter and half year ended 30.09.2019. Opening- 0, Received- 0, Resolved- 0, Closing- 0.

For Shri Bholanath Carpets Limited

Date: 21.11.2019

Place: Varanasi

Vivek Baranwal
Director & CFO
DIN: 02076746



SHRI BHOLANATH CARPETS LIMITED

Regd. Off.: G.T. Road, Kachhawan, Varanasi 221313, U.P.

Statement of Assests and Liabilities as at Sep 30th, 2019

(Rs. In Lakhs)

Sr. No.	Particulars	As at 30th Sep, 19	As at 30th March 19
1	ASSETS		
	Non-current assets		
	Property, plant and equipment	209.91	216.28
	Capital Work in progress	-	-
	Intangible Assets	-	-
	Intangible Assets under Development	-	-
	Financial Asset	-	-
	Investments	213.75	213.75
	Loans	4.44	4.44
	Other Non Current Assets	-	-
	Total non-current assets	428.10	434.47
	Current assets		
	Inventories	1,026.13	1,001.02
	Financial assets	-	-
	Investments	-	-
	Trade receivables	1,340.51	1,387.09
	Cash and cash equivalents	16.99	14.29
	Loans & Advances	411.39	568.90
	Other financial assets	-	-
	Other current assets	-	-
	Total current assets	2,795.02	2,971.29
	TOTAL ASSETS	3,223.12	3,405.76
II.	EQUITY AND LIABILITIES		
	Equity		
(a)	Share Capital	480.00	480.00
(b)	Other equity (Reserve & Surplus)	780.86	783.62
	Equity attributable to shareholders of the Company	1,260.86	1,263.62
(a)	Non-controlling interests	-	-
	Total Equity	1,260.86	1,263.62
2	Liabilities		
	Non-Current Liabilities		
	Financial liabilities		
	(i) Long-term borrowings	-	-
	(ii) Trade Paybles	-	-
	(iii) Other financial liabilities	-	-
	Provisions	-	-
	Deffered Tax Liability (net)	24.48	24.48
	Other Non Current Liability	183.16	227.28
	Total Non-current liabilities	207.64	251.76
	Current liabilities		
	Financial Liabilities		
	Short-term borrowings	985.01	888.87
	Trade Paybles	630.39	639.42
	Other financial liabilities	-	-
	Other Current Liabilities (net)	125.59	356.49
	Provisions	13.62	5.61
	Current Tax Liability (net)	-	-
	Total current liabilities	1,754.62	1,890.39
	TOTAL EQUITY AND LIABILITIES	3,223.12	3,405.76

